

FOR LEASE

Northwest Centre



Major exterior facade renovation has been completed and represents a progressive image. Parking lot and landscape improvements have also been recently completed and coincide nicely with Wesley Medical Emergency Center, located adjacent to Northwest Centre.

- Location:** 13th & Tyler Rd, Wichita, KS
- Space Available:** 820 - 2,800 sq. ft.
- Lease Rate:** \$8.00 per sq. ft. NNN (introductory rate)
- Demographics:** Average Household Income
1 Mile = \$67,653 3 Miles = \$74,746 5 Miles = \$66,524
- Signage:** Pylon Signage is available
- Major Tenants:** Dollar Tree, Sylvan Learning Center, EarCare Hearing Aid Centers, Farmers Insurance, Egg Crate Cafe and Talliano's Pizzeria

For More Information Contact:

Michael Monteferrante

T: (316) 262-3331

F: (316) 262-6321



C: (316) 207-2751

michael@occmgmt.com

www.occmgmt.com





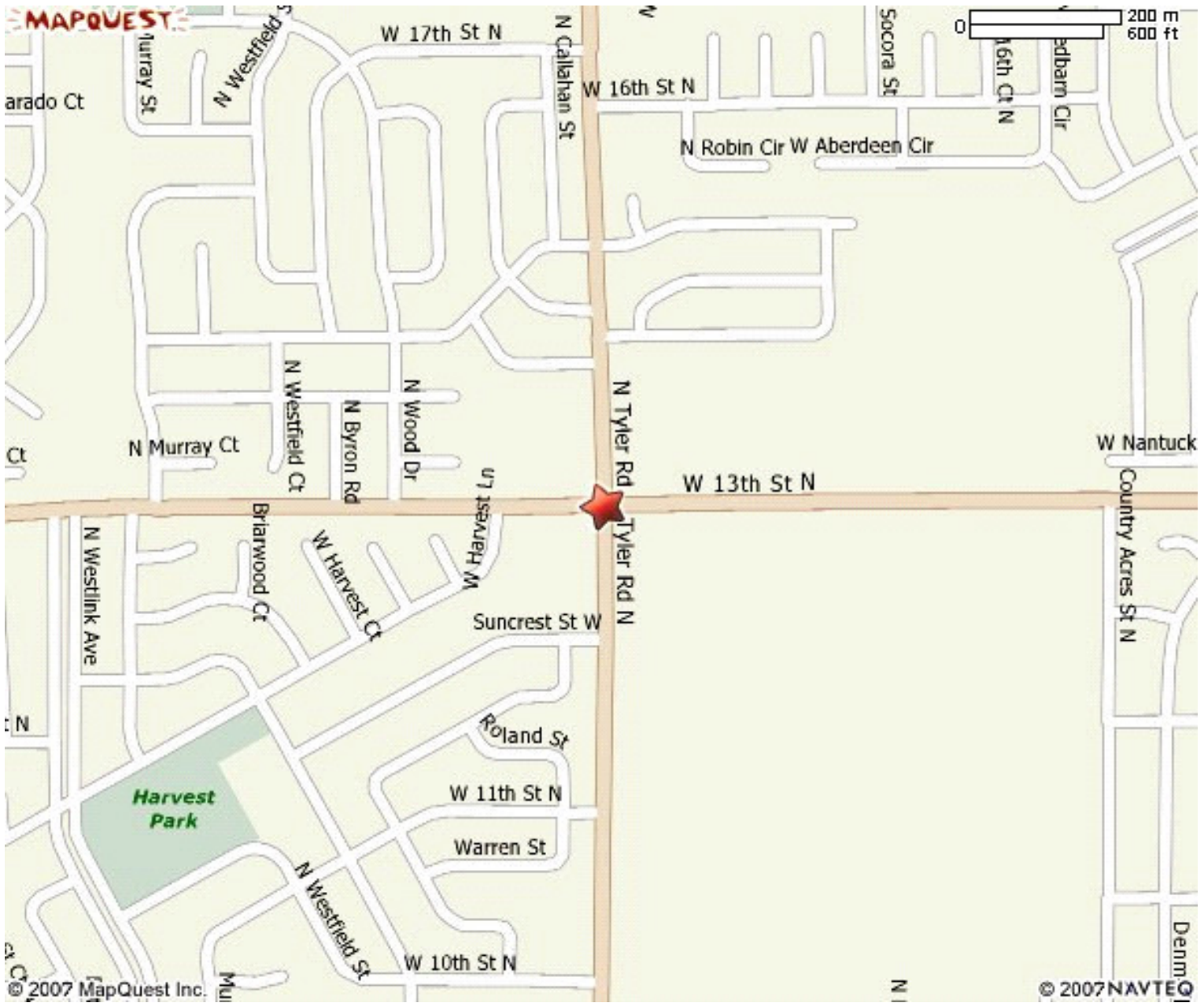
 SITE PLAN 

R111505



NORTHWEST CENTRE - WICHITA, KS

NORTHWEST CENTRE



Traffic counts for 13th and Tyler as provided by the City of Wichita, 2007.

13 th Street	West Bound: 17,085
	East Bound: 16,950
Tyler	North Bound: 25,413
	South Bound: 16,634